

The logo features a light blue circle with a white cross at the top center. The text 'NANOTHERAPY PLUS' is written in white, bold, sans-serif capital letters across the middle of the circle. Below the circle, there are three wavy, horizontal bands in shades of blue and white, suggesting a landscape or water.

NANOTHERAPY PLUS

Targeted Immuno-Nanotherapy for Oncology

Nanobomb Plus Platform Therapeutic
Pipeline: A Global Study

Copyrights Reserved 2025

DISCLAIMER

This document, including the Financial Model where provided, is provided for general information purposes only and does not take into account each person's individual circumstances. Accordingly, no person should rely or act on the contents of this document, without first obtaining advice from a qualified professional person. For the avoidance of doubt, this document, its author nor Nanotherapy Plus Pty Ltd and its associates, its related bodies corporate and their respective officers and employees should not be regarded as providing investment advice. This document is supplied on the terms and understanding that:



1. Nanotherapy Plus Pty Ltd, and their associates, their related bodies corporate and their respective officers and employees, are not responsible for the results of any actions taken or not taken on the basis of the information in this document;



2. Nanotherapy Plus Pty Ltd does not warrant the accuracy, reliability or completeness of such information and (subject to any statutory liability which cannot be excluded) accepts no responsibility for any errors or omissions from this document (including by negligence).



3. To the maximum extent permitted by law, Nanotherapy Plus Pty Ltd expressly disclaims all and any liability and responsibility to any person, in respect of anything, and for the consequences of anything, done or omitted to be done by any such person, whether wholly or partly, as a result of the contents (whether in whole or in part) of this document.

CONFIDENTIALITY AGREEMENT

- By accepting this document and related information, other than information already published in the public domain, the Receiving Party agrees that all communications or data, in any form, which is disclosed in this document by the Disclosing Party to the Receiving Party, is protected here under against unrestricted disclosure or competitive use by the Receiving Party and shall be deemed to be "Confidential Information".
- The Receiving Party shall safeguard all Confidential Information for a period of three years from the date of disclosure unless earlier waived in writing by the Disclosing Party.
- The Receiving Party shall use all reasonable safeguards against the unauthorized disclosure of Confidential Information and shall ensure that all of its employees and professional advisers having access to Confidential Information adhere to the terms of this undertaking as if they were a party hereto.
- No license under any trademark, patent, copyright or any other intellectual property right, is granted or implied by the disclosure of any Confidential Information.
- This Agreement shall be governed by and construed in accordance with the laws of the State of Victoria, Australia and the parties agree to submit to the non-exclusive jurisdiction of the Courts of Australia.

World Financial Summary – NPV Overview & Cumulative Gross Income

Geographic	NPV@15% Discount Rate	NPV@20% Discount Rate	NPV@25% Discount Rate
World	\$314B	\$248B	\$198B


Cumulative gross income from Year 1 to Year 5 is projected at US\$145 billion, with the global licensee's income projected at US\$14.5 billion.

Global licensee's cumulative income share at 10% projected at US\$14.5B.

➤ *All Financial Numbers in this Presentation are in USD*

Our Vision: Nanobomb Plus

 Imagine a world where cancer no longer means fear, suffering, or death.

 With **Nanobomb Plus**, we envision a future where tumors are shattered precisely at the source, without harming healthy tissues or debilitating side effects while at the same time our combination therapy will activate natural immunity pathways to provide systemic therapy to destroy metastatic cancers. An unmet clinical need.

 This is **Innovation through Transformation** in how we fight cancer.


 Together, we can make it happen — for millions of patients, for future generations, for humanity.

 The time is now. The technology is ready. The impact is global.


Competitive Advantage of Nanotherapy Plus


Clinical & Therapeutic Superiority


- The next decade will see a sharp rise in cancer cases and deaths. The \$ 500B+ oncology market demands scalable, effective solutions now!
- Go-AI, incorporating Nanotherapy Plus, has discovered a combination therapy delivered by Nanobomb Plus **without the use of “Chemotherapy”**.
- The “special protein”, along with checkpoint Inhibitors, creates an immunostimulatory microenvironment for targeted and localized cell killing while also providing systemic protection. **A clear breakthrough in Precision Oncology + Systemic Oncology.**


 **Market Leadership:** With the cancer therapeutics market projected to hit **\$232 billion by 2026**, "chemo-free" solutions capture the highest-value segment in **Precision Oncology**. **Nanotherapy Plus is poised to make an impact.**

Competitive Advantage of Nanobomb Plus

Precision Targeting:  Unlike the "scatter-gun" approach of chemo, our combination therapy works efficaciously to activate the pathways of natural immunity which then identify and destroy only cancer cells.

Overcoming Resistance:  Many tumors develop "chemo-resistance." Non-toxic therapies like Nanobomb Plus overcome resistance through an immunostimulatory environment that leads to "systemic memory".

Immune Memory:  Nanobomb Plus "trains" the immune system to remember the cancer (a systemic primer: acts as an in situ vaccine), providing long-term systemic protection and significantly reducing the risk of recurrence.

Higher Success Rates:  Targeted therapies have shown success rates as high as **80%** in specific cases, compared to the traditional **30%** average for systemic chemotherapy. This is a clear advantage of Nanobomb Plus without the debilitating effects of Chemotherapy. **Better Quality of Life for Patients!**

PATENT PENDING:

Our significant discovery, backed by strong science, leads to compelling IP in Targeted and Systemic Oncology.

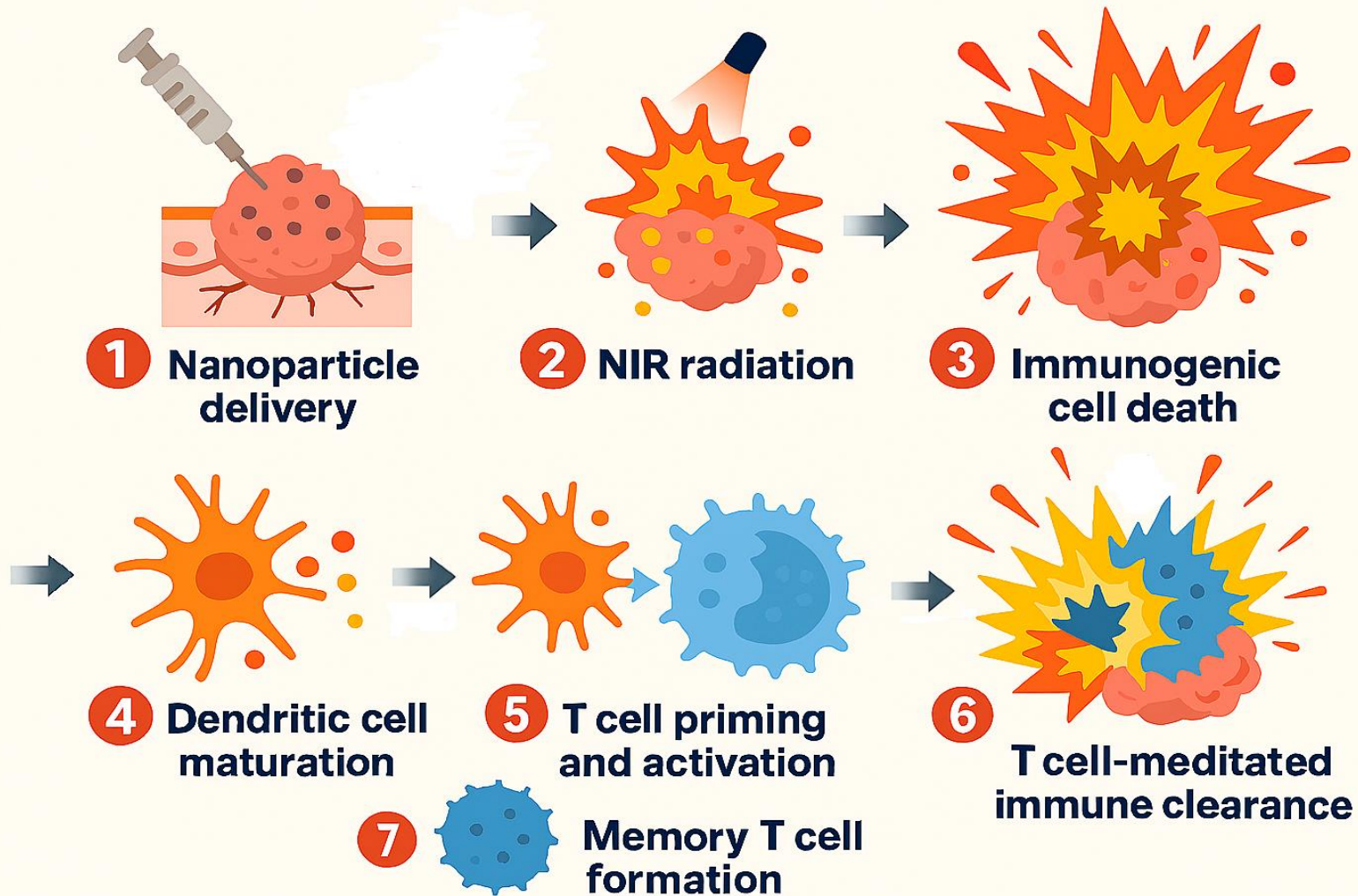


How Nanobomb Plus Therapy Stands Apart


Treatment	Invasiveness	Target Precision	Side Effects	Recovery Time	Patient Quality of Life
Chemotherapy	Systemic	Low	High (nausea, fatigue, hair loss)	Weeks to months	Diminished
Radiation	Localized but damaging	Moderate	Skin burns, fatigue, organ damage	Weeks	Reduced
Surgery	Highly invasive	High (if visible)	Pain, infection, hospitalization, recurrence	Weeks to months	Varied.
Immunotherapy	Systemic	Moderate	Autoimmune effects, cytokine storms	Variable	Mixed outcomes
Nanobomb Plus	Minimally invasive	Ultra-high (NIR-triggered)	Minimal and localized	Outpatient / Days	Preserved and empowered

Nanobomb Plus delivers precision oncology without pain, empowering patients with a future for cancer therapy that is effective, elegant, and minimally disruptive—high potential for the first line of treatment.

Nanobomb Plus: Ushering in a New Era in Cancer Treatment



A precise strike on tumors. A spark for the immune system. A future where patients no longer fear the word cancer. Nanobomb Plus makes this future real — today.



Nanobomb Plus Market Model – Summary

- 📌 5-Year Revenue Projection (Realistic Model):
 - - 3.5% annual growth in eligible cancer patients.
 - - 6-dose and 12-dose scenarios for NBX-101, 201, 301
 - 📊 Price per Dose:
 - - NBX-101: \$6,000 | NBX-201: \$24,000 | NBX-301: \$30,000
 - 💰 Country Partnership: 10% | Nanotherapy Plus: 90%
- ✅ **Results:** Scalable, economically viable therapy with strong **NPV \$198B @25%** discount rate and **IRR potential of 5648%**.

Therapeutic Pipeline Overview

Drug Code	Name	Indication	Mechanism	Unique Advantage
NBX-101	Nanobomb Plus Photothermal	Solid tumors (TNBC, melanoma)	Photothermal + Zn-mediated immunogenic cell death	Localized therapy without systemic drugs
NBX-201	Nanobomb Plus- Immuno Synapse	Immune-cold tumors (MSS CRC, pancreatic)	CD3/CD28 activation + heat + Zn	Artificial immune synapse activates T cells in situ
NBX-301	Nanobomb Plus- ICI Premium	Checkpoint- refractory cancers	Intratumoral anti-PD-L1 + Zn priming+IL2	Reverses PD- L1-driven immune escape

CONFIDENTIAL

12

*ICI: Immune Checkpoint Inhibitor, Examples: PD-1, PD-L1, CTLA-4, TIM3

Business Model Canvas – NBX-101

<p>Key Partners: Laser device makers, CROs, academic oncology centers</p>	<p>Key Activities: Preclinical PTT validation, immune assays, regulatory path for devices</p>	<p>Value Propositions: Localized tumor ablation + immune stimulation, outpatient-compatible</p>
<p>Customer Relationships: Oncology clinics, device-enabled infusion centers</p>	<p>Customer Segments: Patients with advanced solid tumors; radiation-ineligible</p>	<p>Key Resources: Nanobomb synthesis, laser platform, clinical ops</p>
<p>Channels: Oncology specialists, hospital oncology departments</p>	<p>Cost Structure: Preclinical R&D, GMP manufacturing, regulatory filings</p>	<p>Income Streams: Out-licensing, device-partnering, oncology procedure fees</p>
<p style="text-align: center;">CONFIDENTIAL</p>		

Business Model Canvas – NBX-201

<p>Key Partners: T-cell biology experts, nanotech labs, CD3/CD28 antibody suppliers</p>	<p>Key Activities: In vivo T-cell activation studies, tumor microenvironment analysis</p>	<p>Value Propositions: Artificial immune synapse reprograms T cells directly in tumor</p>
<p>Customer Relationships: Precision immunotherapy firms, biotech collaborations</p>	<p>Customer Segments: Patients with cold tumors (MSS CRC, pancreatic, prostate, thyroid, breast)</p>	<p>Key Resources: Functionalized nanobomb materials, flow cytometry platforms</p>
<p>Channels: Academic trials, direct hospital programs</p>	<p>Cost Structure: Immune profiling, antibody cost, nanomaterial scale-up</p>	<p>Income Streams: Equity partnerships, pharma co-development deals</p>
	<p>*MSS: Microsatellite Stable, CRC: Colorectal Cancer</p>	<p>CONFIDENTIAL 14</p>

Business Model Canvas – NBX-301

<p>Key Partners: RNA/nanobody vendors, siRNA formulators, immune checkpoint scientists</p>	<p>Key Activities: PD-L1 knockdown proof-of- concept, IL2 activating immune cells.</p>	<p>Value Propositions: Reverses immune checkpoint resistance locally</p>
<p>Customer Relationships: Oncologists treating ICI non-responders</p>	<p>Customer Segments: TNBC, CRC, NSCLC, HNSCC with low ICI response</p>	<p>Key Resources: Payload formulation tools, animal testing labs</p>
<p>Channels: Key opinion leaders, immunotherapy networks</p>	<p>Cost Structure: IL2/ combination therapy trials</p>	<p>Income Streams: Companion use, rescue therapy licenses</p>
<p>*ICI: Immune Checkpoint Inhibitors siRNA: small interfering Ribo Nucleic Acid</p>	<p>*TNBC: Triple negative breast cancer, NSCLC: Non-Small Cell Lung Cancer, Head and Neck Squamous Cell Carcinoma, CRC: Colorectal</p>	<p>*Nanobody: Small antibody fragment that is smaller than regular antibodies</p>



Nanobomb Plus Therapeutics: Market Opportunity

Population, Market
Penetration, and Income
Projections

World Market Potential

Drug	Price per Dose (USD)	Material Cost per Dose (USD)	Product/Patient Mix	Min Revenue (\$B, 6 doses)	Max Revenue (\$B, 12 doses)
NBX-101	6,000	100	9,687,480	343	686
NBX-201	24,000	8,500	3,229,160	50	100
NBX-301	30,000	11,000	3,229,160	61	122

- *NBX-101: 60% of eligible patients (typically stage 1, 2, and 3 before metastasis)*
- *NBX-201: 20% of eligible patients (Typically Stage 3 and Stage 4 with metastasis)*
- *NBX-301: 20% of eligible patients (Typically stage 4, refractory, and recurrent cancers)*
- *Income Share with potential global licensees: 90 :10*



Financial Model

5-Year NPV & Exit Valuation – Nanobomb Plus Strategy

- **Initial Investment (Year 0):** \$50M
- **R&D Cost per Year (Years 1–5):** \$10M
- **Hong Kong Government Rebate:** 40% rebate receivable each subsequent year
- **Income Share with Licensee:** 90:10
- **Market Penetration:** 5% → 30% over Years 1–5
- **Product Mix:** NBX-101 (60%), NBX-201 (20%), NBX-301 (20%)
- **Patient Growth:** 3.5% annually
- **Dose Regimen:** Average of 6 and 12 = 9 doses/year
- **Operating expenses:** 25% of total income
- **Hong Kong Corporate Taxes:** 5% payable under Patent Box Legislation each subsequent year
- **DCF Discount Rate:** 25%
- **Terminal Value (Year 6):** $20 \times$ Year 5 Net Cash Flow



Financial Summary:

- Net Cash Flows:
 - Year 1: \$4.5B
 - Year 2: \$13.8B
 - Year 3: \$18.6B
 - Year 4: \$24.1B
 - Year 5: \$29.9B
- Terminal Value (Year 6): **\$598B**
- Net Present Value (NPV): **\$198B**

NPV Forecast

▶ **Net Present Value (NPV): \$198 Billion USD @25% DCF discount rate**

📌 Assumptions:

- World Population: 8,200,000,000 (UN, Worldometer, 2025)
- Cancer Incidence: 196.9 per 100,000 (World Cancer Research Fund, 2022)
- Eligible Patients: 60% (Eastern Cooperative Oncology Group 0-1, Patients who are fairly functional)
- Market Penetration: 5% → 30% over 5 years
- Patient Growth: 3.5% annually
- Product Mix: NBX-101 (60%), NBX-201 (20%), NBX-301 (20%)
- Doses per Patient: 9 (average of 6 and 12)
- Drug Prices: \$6K, \$24K, \$30K per dose
- Initial CAPEX: \$50M
- R&D Cost: \$10M/year, with 40% rebate from the Hong Kong Government.
- Income Share: 90:10
- Operating Expenditures: 25% of income
- Corporate Taxes: 5% (Hong Kong Corporate Tax Rate at 5% under Patent Box Legislation)
- Discount Rate: 25%
- Terminal Value: 20 × Year 5 net cash flow minus Taxes, assuming trade sale of entire business in Year 6

+

0





IRR Comparison: Low, Base, and High Growth Scenarios



- Base Growth:
 - Realistic Scenario
 - **IRR: 5648%**
- Low Growth:
 - Slow Adoption
 - **IRR: 2000%**
- High Growth
 - Fast global adoption
 - **IRR: 9287%**

●

**These IRRs reflect 10% to licensed distributors, OpEx, Taxes, and Terminal Value.*

NPV and IRR – Forecast

-  Income Forecast (in \$B): [7, 21, 30, 39, 48]
-  Operating Cost: 25% of Revenue
-  Net Cash Flows: Revenue – Cost
-  Initial Investment: \$50M Year 0, followed by \$10 M from Year 1-5 (Including clinical trials, R&D, and Regulatory)

-  **Net Present Value (NPV): \$198B @25% discount**
-  **Internal Rate of Return (IRR): 5648%**

- This reflects Nanobomb Plus therapy's exceptional financial return.

Risk Mitigation

Risk Mitigation Strategy – Nanobomb Therapeutics



Scientific Risk

Scientific Risk

- Nanobomb activation or targeting may not translate effectively in vivo.

Mitigation:

- Implement a stepwise preclinical program including Pharmacokinetics PK
- Biodistribution assays
- Laser dose-response optimization in animal models



Financial Risk

Regulatory Risk

- Novel photothermal nanomedicine + laser platform may face regulatory scrutiny.

Mitigation:

- Early engagement with SFDA and FDA for pre IND guidance
- Reference predicate devices (e.g., IR-based ablation tools)
- Consider 505(b)(2) pathway where possible



Manufacturing Risk

Manufacturing Risk

- Scaling up nanobomb synthesis and antibody conjugation (CD3/CD28) may face variability

Mitigation:

- Partner with a GMP-ready nanomaterials CDMO
- Lock validated SOPs and QA/CC system early
- Parallel stability and batch consistency studies



Clinical Risk

- TNBC tumor heterogeneity and immune checkpoint resistance may limit response

Mitigation:

- Nanobomb Plus eliminates this risk through laser-based cell-immune activation

Conclusion: Invest in the Future of Cancer Care

The Global Cancer Crisis is Escalating

The next decade will see a sharp rise in cancer cases and deaths.

The \$ 500B+ oncology market demands scalable, effective solutions now!

The Opportunity is Clear

- Precision, localized & minimally invasive therapies
- Demand for science-backed, high-impact ventures

Nanotherapy Plus is Poised to Lead

Patent-pending nano-immuno-oncology:

 Nanobomb Plus – Smart, NIR-triggered tumor destruction & non-invasive

 First-mover advantage, Unmet need, Redefining cancer care, Scalable, Backed by globally leading scientific expertise.



*Impact. Transformation. Quality of Life
Future of Oncology with Nanotherapy Plus.*